

Deliver transparency.

Relevant EquityWorks is powerful software for private funds.

Take your fund correspondence and investor reporting to a whole new level. Enclosed are examples of the branded documents you can produce with our software.

- Customized letter templates
- Stylish reports
- ILPA call & distribution letters
- Partner capital account statements
- Consolidated capital account statement
- Custom quarterly report package
- Popular out-of-the-box reports
- Branded Investor Portal
- Relevant Mobile app

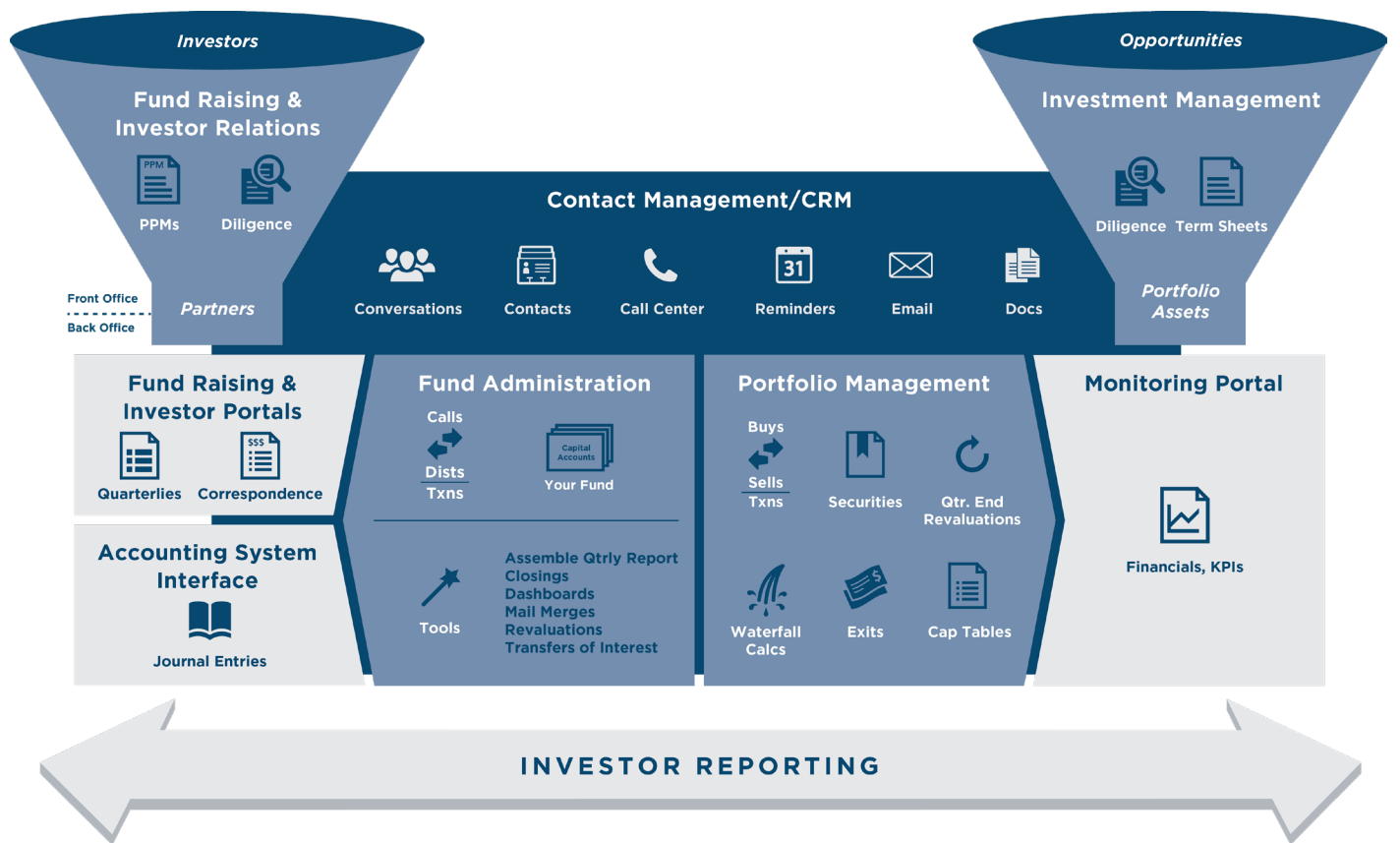


Relevant Equity Systems, Inc.
890 Winter Street, Suite 325
Waltham, MA 02451

www.relevant.us
1 781 250 4000

Meet Relevant EquityWorks™


Drive back office efficiency by uniting all your data in one usable, flexible platform.



Customized letter templates

Create detailed letters filled with data and calculated values.

- Produce stunning PPMs, subscription agreements, due diligence packages, and more.
- Email notifications and quarterly reports.
- Seamlessly post PDFs to our Investor Portal.



890 Winter Street, Suite 325
Waltham, MA 02451 USA

781.250.4000
www.relevant.us

«vLetterhead ("Default1")»

«vCap_CallDate:Internal date long»

«vCont_Address »

Limited Partner: «vLP_Full_Name »

Dear «vNick_or_Salut »:

«[Fund]Fund_Short_Name» is making its seventeenth Capital Call, 10% of committed capital. We are making this call in anticipation of an investment in ABC Company. The amount due from you is as follows:

| | |
|--------------------|---------------|
| Committed Capital: | \$ 25,000,000 |
| Amount due: | \$ 2,500,000 |
| Date due: | May 21, 2023 |

Your capital account statement appears on the next page.

Please send your check to our office, or wire it to our account as follows:

| | |
|-----------------|--------------------------|
| | Bank of America |
| | Cambridge, Massachusetts |
| ABA: | xxx xxx xxx |
| Account Name: | Relevant Fund III, L.P. |
| Account Number: | xxxx-xxxx |

Should you have any questions please give us a call.

Sincerely,

Your Name Here
Your Title Here
Your Company Name Here

cc: Joe Accountant
Joe Advisor

May 11, 2023
Joe & Amy Investor
Investor A, LLC
100 Main Street
Chicago, IL 60654

Limited Partner: Investor A, LLC

Dear Joe & Amy:

Relevant III is making its seventeenth Capital Call, 10% of committed capital. We are making this call in anticipation of an investment in ABC Company. The amount due from you is as follows:

| | |
|--------------------|---------------|
| Committed Capital: | \$ 25,000,000 |
| Amount due: | \$ 2,500,000 |
| Date due: | May 21, 2023 |

Your capital account statement appears on the next page.

Please send your check to our office, or wire it to our account as follows:

| | |
|-----------------|--------------------------|
| | Bank of America |
| | Cambridge, Massachusetts |
| ABA: | xxx xxx xxx |
| Account Name: | Relevant Fund III, L.P. |
| Account Number: | xxxx-xxxx |

Should you have any questions please give us a call.

Sincerely,

Your Name Here
Your Title Here
Your Company Name Here

cc: Joe Accountant
Joe Advisor

Powerful, yet stylish, Relevant EquityWorks reports

Get visibility into all critical business processes.

- Use style sheets to control the “look & feel” of all 150+ report templates.
- Enjoy new industry-standard reports every time you upgrade.
- Create your own “drag & drop” reports, then export to Excel or PDF.

The screenshot displays the EquityWorks software interface. On the left, a navigation menu includes 'Reports' and 'Portfolio Management'. The main window shows 'Quarterly Reporting (25)' and 'Portfolio Companies (17)'. A 'Select Columns' dialog is open, allowing users to customize the fields in their listing screen. The dialog shows a list of 'Available Fields' and a 'Selected Fields' list.

Portfolio Companies - 15 Records

| Company | City | Acq Date | % Owned | Total Cost (M) | Total Value (M) | Total Performance (M) | Gross IRR | Multiple |
|-----------------------------------|---------------|----------|---------|----------------|-----------------|-----------------------|-----------|----------|
| Portfolio Co #01 (Public) | Waltham | 03/16/00 | 50.72% | 25.00 | 51.25 | 26.25 | 4.95% | 2.05 |
| Portfolio Co #02 (Write Off) | Durham | 09/16/00 | 66.67% | 10.00 | (10.00) | (10.00) | | |
| Portfolio Co #03 (Exited 1.6x) | Concord | 12/15/00 | | 10.00 | 16.00 | 6.00 | 16.94% | 1.60 3 |
| Portfolio Co #04 (Exited 5x) | Boston | 03/16/01 | | 10.00 | 50.00 | 40.00 | 70.91% | 5.00 |
| Portfolio Co #05 (Hanging On) | San Jose | 09/16/01 | 58.82% | 10.00 | 10.00 | | | 1.00 |
| Portfolio Co #06 (Hidg 100 Pct) | San Francisco | 12/16/01 | | 20.00 | 120.00 | 100.00 | 30.19% | 6.00 |
| Portfolio Co #07 (Write Off) | Washington | 03/16/02 | 50.00% | 10.00 | | (10.00) | | |
| Portfolio Co #08 (Exited 2x) | Waltham | 09/16/02 | | 10.00 | 20.00 | 10.00 | 41.35% | 2.00 |
| Portfolio Co #09 (Exited 5x) | Cambridge | 03/16/03 | | 10.00 | 50.00 | 40.00 | 49.49% | 5.00 |
| Portfolio Co #10 (Reduced 25Pct) | Seattle | 09/16/03 | | 20.00 | 20.00 | | 0.77% | 1.00 |
| Portfolio Co #11 (Exited 10x) | Chicago | 03/16/04 | | 10.00 | 100.00 | 90.00 | 77.76% | 10.00 |
| Portfolio Co #12 (Exited 1.5x) | Tucson | 09/16/04 | | 10.00 | 15.00 | 5.00 | 10.66% | 1.50 |
| Portfolio Co #13 (Exited 2x) | San Francisco | 12/16/04 | | 10.00 | 20.00 | 10.00 | 18.91% | 2.00 |
| Portfolio Co #14 (Ex 50 Pct Loss) | Cupertino | 03/16/05 | | 10.00 | 5.00 | (5.00) | (29.29%) | 0.50 |
| Portfolio Co #15 (Ready For Exit) | Alpharetta | 09/16/05 | 100.00% | 10.00 | 10.00 | | | 1.00 |

ILPA capital call letter

Provide investors with all the detail they need on their fund commitment.

- Cover letter.
- Requested capital call amount, wiring instructions, cumulative contributions & distributions.
- Supplemental data on your investment.



October 11, 2023

Joe & Jane Investor
Investor A, LLC
100 Main Street
Chicago, IL 60654

Limited Partner: Investor A, LLC

Dear Joe & Jane,

Please find our attached capital pursuant to the wire instructions on October 25, 2023.

For informational purposes, we have provided a summary of the investment to be covered.

Sincerely,

Helen C. Fo
CFO
Relevant Capital Partners

cc: Joe Accountant,
Joe Advisor

Capital Call Notice

April 14, 2023

Investor A, LLC

Total Capital Contribution Requested for Current Investment \$ 587,148

Drawdown Date October 25, 2023
by 11:00am

Wire Instructions
Wire to: Relevant Partners Fund III, L.P.
Bank of Everywhere Boston, MA

ABA Number: 12345678
Account Number: xx-xxx-xxxx
Swift Code: xxx-xx-xxx

Supplemental Information

Issue Date: October 25, 2023
Fund Currency: USD
GP Commitment: 32,881,633
Fund Size: 1,644,081,633

Fund Aggregate Calls/Distributions

| | Contributions | Distributions |
|--|----------------------|----------------------|
| Cumulative Amount (Prior to Current Notice) | 1,861,366,136 | 820,023,740 |
| Current Notice Amount | 106,542,105 | - |
| Cumulative Amount (Including Current Notice) | <u>1,967,908,241</u> | <u>820,023,740</u> |

LP Information

Commitment 10,000,000
LP % of Fund 0.61%

LP Aggregate Calls/Distributions

| | Contributions | Distributions |
|--|----------------------|----------------------|
| Cumulative Amount (Prior to Current Notice) | 11,445,968 | 5,121,055 |
| LP Amount (Current Notice) | 587,148 | - |
| Cumulative Amount (Including Current Notice) | <u>12,033,116</u> | <u>5,121,055</u> |

LP Statement of Funded Capital

Funded Capital (Prior to Current Notice) 7,038,809
Current Notice Call for Investments 587,148
Cumulative Funded Capital 7,625,957

ILPA cash distribution letter

Let investors know where they stand—every time you return money.

- Cover letter.
- Distributed amount, cumulative contributions & distributions.
- Supplemental distributions to date.



April 14, 2023

Joe & Jane Investor
Investor A, LLC
100 Main Street
Chicago, IL 60654

Limited Partner: Investor A, LLC

Dear Joe & Jane,

Please find our attached cash distribution statement for your account pursuant to the balance sheet as of April 17, 2023.

For informational purposes, we have attached a description of the interest payment.

Sincerely,

Helen C. Fo
CFO
Relevant Capital Partners

cc: Joe Accountant,
Joe Advisor

Distribution Notice

April 14, 2023

| | |
|----------------|-------------------------|
| Fund Name: | Relevant Fund III, L.P. |
| Issue Date: | April 28, 2023 |
| Fund Currency: | USD |
| GP Commitment: | 32,881,633 |
| Fund Size: | 1,644,081,633 |

Fund Aggregate Calls/Distributions

| | Contributions | Distributions |
|--|----------------------|--------------------|
| Cumulative Amount (Prior to Current Notice) | 1,981,396,575 | 846,709,248 |
| Current Notice Amount | - | 4,108,137 |
| Cumulative Amount (Including Current Notice) | <u>1,981,396,575</u> | <u>850,817,385</u> |

LP Information

| | |
|--------------|------------|
| Commitment | 10,000,000 |
| LP % of Fund | 0.61% |

LP Aggregate Calls/Distributions

| | Contributions | Distributions |
|--|-------------------|------------------|
| Cumulative Amount (Prior to Current Notice) | 12,115,554 | 5,247,957 |
| LP Amount (Current Notice) | - | 9,346 |
| Cumulative Amount (Including Current Notice) | <u>12,115,554</u> | <u>5,257,303</u> |
| Amount Distributed | | - |
| Distribution Date | | April 28, 2019 |

LP Statement of Funded Capital

| | |
|--|-----------|
| Funded Capital (Prior to Current Notice) | 8,245,790 |
| Current Notice Call for Investments | - |
| Cumulative Funded Capital | 8,245,790 |

Partner capital account statements

Use your legacy format, our standard templates, or let us create something special.

- Summary View - for investors who want a quarterly snapshot.
- Detail View - for LPs who need visibility into cash flow dates and amounts.
- Dozens of other formats developed over our last 300 implementations.

Relevant III - Capital Account Statement

Detail View for Investor A, LLC from January 1, 2023 through December 31, 2023 - (US GAAP)

| Account | Transaction | Date | Amount (USD) | Note |
|--|----------------------------|------------|---------------------|----------------------------------|
| Committed: | | | 25,000,000 | |
| | | | - | |
| Previous balance as of 12/31/2023 | | | 57,059,343 | |
| Contributions | | | - | |
| | Call for Mgt Fee | 01/01/2023 | 77,344 | Call for Q1 '23 Mgt Fee |
| | Call for Mgt Fee | 04/01/2023 | 77,344 | Call for Q2 '23 Mgt Fee |
| | Call for Mgt Fee | 07/01/2023 | 78,125 | Call for Q3 '23 Mgt Fee |
| | Call for Mgt Fee | 10/01/2023 | 78,125 | Call for Q4 '23 Mgt Fee |
| Subtotal: | | | 310,937 | |
| Fees & Expenses | | | - | |
| | Management Fee | 01/11/2023 | (78,125) | Q1 '23 Mgt Fee |
| | Management Fee | 04/11/2023 | (78,125) | Q1 '23 Mgt Fee |
| | Management Fee | 07/11/2023 | (78,125) | Q3 '23 Mgt Fee |
| | Management Fee | 10/11/2023 | (78,125) | Q4 '23 Mgt Fee |
| Subtotal: | | | (312,500) | |
| Realizations | | | - | |
| | Realization | 03/16/2023 | 9,000,000 | Company #11 (Exited 10x) - Sale |
| | Realization | 09/16/2023 | 500,000 | Company #12 (Exited 1.5x) - Sale |
| | Realization | 12/16/2023 | 1,000,000 | Company #13 (Exited 2x) - Sale |
| Subtotal: | | | 10,500,000 | |
| Unrealized Value | | | - | |
| | Change in Unrealized Value | 03/31/2023 | 4,106,061 | |
| | Change in Unrealized Value | 06/30/2023 | 12,318,182 | |
| | Change in Unrealized Value | 09/30/2023 | (6,159,091) | |
| Subtotal: | | | 10,265,152 | |
| Distributions | | | - | |
| | Cash Distribution | 03/16/2023 | (10,000,000) | Company #11 (Exited 10x) - Sale |
| | Cash Distribution | 09/16/2023 | (1,515,152) | Company #12 (Exited 1.5x) - Sale |
| | Cash Distribution | 12/16/2023 | (2,000,000) | Company #13 (Exited 2x) - Sale |
| Subtotal: | | | (13,515,152) | |
| | NAV: | | 64,307,781 | |
| | IRR: | | 18.12% | |

| Account | Amount (USD) |
|------------------|-------------------|
| Committed: | 25,000,000 |
| Contributions | 21,156,250 |
| Fees & Expenses | (4,281,250) |
| Realizations | 19,100,000 |
| Unrealized Value | 55,979,798 |
| Distributions | (27,645,455) |
| NAV: | 64,307,781 |
| IRR: | 18.18% |

Consolidated capital account statement

When investors commit to multiple funds, provide visibility into the entire relationship.

- For each investor entity:
 - Display the capital account & IRR for each fund commitment.
 - Subtotal for each entity.
- Tally commitments and performance across all entities.

Joe & Jane Investor A - Consolidated Capital Account Statement

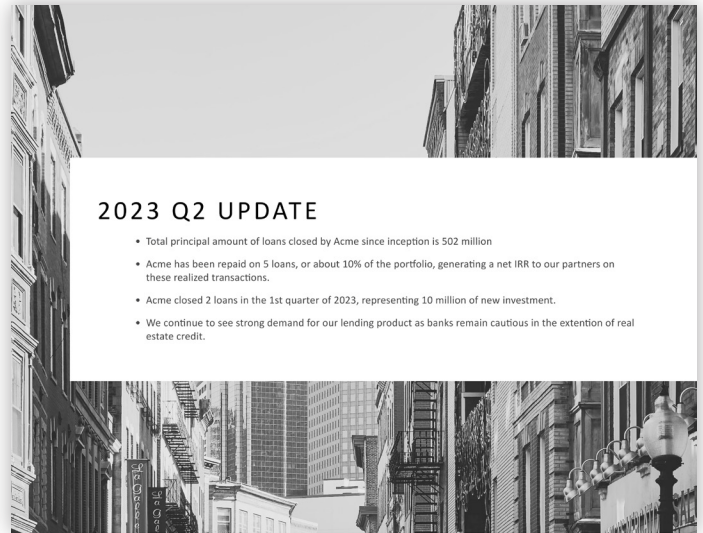
as of 12/31/23 Fund Currency: USD

| Entity Name | Capital Committed | Contributions | Return Of Capital | Quarterly Distributions | Share of Net Income | Current Capital Account Balance | Current Quarter Distribution | IRR |
|----------------------|-------------------|---------------|-------------------|-------------------------|---------------------|---------------------------------|------------------------------|--------|
| Jane's Entity | | | | | | | | |
| Relevant Fund III | 50,000 | 50,000 | - | 4,385 | 8,302 | 53,917 | 806 | 11.14% |
| Relevant Fund IV | 50,000 | 50,000 | 36,328 | 3,130 | 4,030 | 14,571 | - | 9.03% |
| Relevant Fund V | 50,000 | 50,000 | 21,978 | 1,385 | 1,670 | 28,307 | 407 | 5.47% |
| Relevant Fund VI | 50,000 | 50,000 | 28,571 | 975 | 1,989 | 22,443 | 644 | 8.74% |
| Relevant Fund VII | 50,000 | 50,000 | 2,465 | 623 | 1,150 | 48,062 | 667 | 5.41% |
| Subtotal: | 250,000 | 250,000 | 89,342 | 10,498 | 17,141 | 167,300 | 2,524 | 8.88% |
| Joe's Entity | | | | | | | | |
| Relevant Fund III | 50,000 | 50,000 | - | 4,385 | 8,302 | 53,917 | 806 | 11.14% |
| Relevant Fund IV | 50,000 | 50,000 | 36,328 | 3,130 | 4,030 | 14,571 | - | 9.03% |
| Relevant Fund V | 50,000 | 50,000 | 21,978 | 1,385 | 1,670 | 28,307 | 407 | 5.47% |
| Relevant Fund VI | 50,000 | 50,000 | 28,571 | 975 | 1,989 | 22,443 | 644 | 8.74% |
| Relevant Fund VII | 50,000 | 50,000 | 2,465 | 623 | 1,150 | 48,062 | 667 | 5.41% |
| Subtotal: | 250,000 | 250,000 | 89,342 | 10,498 | 17,141 | 167,300 | 2,524 | 8.88% |
| Total: | 500,000 | 500,000 | 178,684 | 20,996 | 34,282 | 334,600 | 5,048 | 8.88% |

Custom quarterly report package


Reflect your “brand identity” every quarter end.

- Leverage our cover pages, updates and property profiles with P&L performance.
- Create beautiful, multi-page PDFs.
- Email directly to investors, or post to our Investor Portal.



83 BRONX BOULEVARD BRONX, NY 10466


LENDER ENTITY Acme Capital
 MANAGING MEMBER Acme Capital Holdings LLC
 LOAN AMOUNT \$8,250,000
 DATE CLOSED Monday, October 23, 2023
 MATURITY DATE Tuesday, December 31, 2024
 INTEREST RATE 8.00%
 TERM 30 Months
 VALUATION -
 LTV 0%
 OUTSTANDING \$8,250,000
 PRINCIPAL BALANCE
 CURRENT RESERVES \$222,300



The Property: This building is a fully leased office building in the Bronx. The loan was used to acquire the property, which is located three blocks north of the Wakefield Medical Center. The building is leased to a number of medical-related tenants. The Borrower signed two new leases in the 4th quarter of 2021 for the vacant first floor space, which brought the occupancy up to 100%. The in-place net operating income represents a 0.83 debt service coverage ratio and a 6.79% debt yield. The loan is paying as agreed.

AcmeFund II PROFIT & LOSS Q2 - 2023

| | |
|--------------------------------|-----------------|
| Income | |
| Loan Interest Income | \$166,833 |
| Participation Interest Expense | (\$69,040) |
| Total Income | \$97,793 |
| Expenses | |
| Legal & Accounting Fee | \$3,613 |
| Servicing Fee Expense | \$20,625 |
| Total Expense | \$24,238 |
| Net Income | \$73,555 |



Other popular “out-of-the-box” reports

Shed light on performance, holdings, valuations, fund activity, waterfall status and more.

Relevant III - Comparative Analysis

from 01/01/23 through 12/31/23

| Company | Industry | Status | IPO Date | 1/1/23 Cost | 1/1/23 Valuation (US GAAP) | 12/31/19 Cost | 12/31/23 Valuation (US GAAP) | Change in Cost | Valuation Change | New | Follow -Ons | Unrealized | Realized | Net Gains | Proceeds (w/ Yields) |
|--------------------------------|------------|--------|------------|-------------|----------------------------|---------------|------------------------------|----------------|------------------|-----|-------------|------------|--------------|--------------|----------------------|
| Portfolio Co #01 (Public) | Healthcare | Public | 09/15/2003 | 10,000,000 | 13,000,000 | 25,000,000 | 553,500,000 | 15,000,000 | 540,500,000 | 0 | 15,000,000 | 0 | 525,500,000 | 525,500,000 | 0 |
| Portfolio Co #03 (Exited 1.6x) | Software | Exited | | 10,000,000 | 80,000,000 | 0 | 0 | (10,000,000) | (80,000,000) | 0 | 0 | 6,000,000 | (70,000,000) | (64,000,000) | 16,000,000 |
| Portfolio Co #04 (Exited 5x) | Financial | Exited | | 10,000,000 | 10,000,000 | 0 | 0 | (10,000,000) | (10,000,000) | 0 | 0 | 40,000,000 | 0 | 40,000,000 | 50,000,000 |

Relevant III - Current Portfolio & Valuation

as of 03/31/23 Fund Currency: USD - (US GAAP)

| Companies | % owned | Invested at Cost | IFRS | US GAAP | What If | Remaining Commitment |
|---------------------------|---------|-------------------|--------------------|--------------------|--------------------|----------------------|
| Listed | | | | | | |
| Portfolio Co #01 (Public) | 50.72% | 25,000,000 | 551,250,000 | 553,500,000 | 615,000,000 | 15,000,000 |
| Listed Totals: | | 25,000,000 | 551,250,000 | 553,500,000 | 615,000,000 | 15,000,000 |

Relevant III - Investment Summary

as of 03/31/23 Fund Currency: USD

| Company | Cost | Valuation (US GAAP) | Unrealized Appreciation | Disposed Cost | Proceeds + Yield | Realized Gain | Total Cost | Proceeds +Yield +Valuation | Realized Gain +Unrealized Appreciation |
|-------------------------------|------------|---------------------|-------------------------|---------------|------------------|---------------|------------|----------------------------|--|
| Current Investments | | | | | | | | | |
| Portfolio Co #01 (Public) | 25,000,000 | 553,500,000 | 528,500,000 | - | - | - | 25,000,000 | 553,500,000 | 528,500,000 |
| Portfolio Co #05 (Hanging On) | 10,000,000 | 50,000,000 | 40,000,000 | - | - | - | 10,000,000 | 50,000,000 | 40,000,000 |

Relevant III - Investment Performance

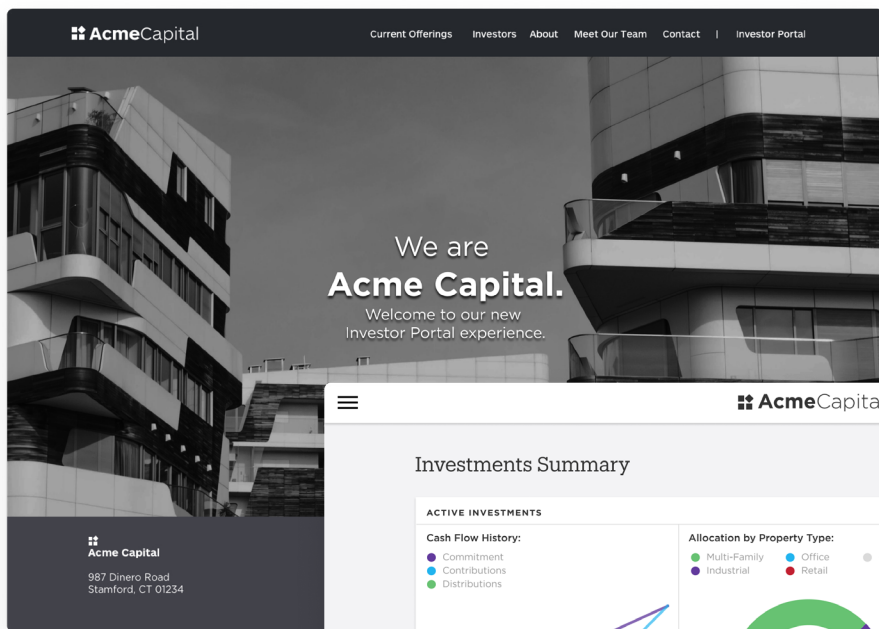
as of 03/31/23 Fund Currency: USD

| Investment | Cost Remaining On Portfolio | Disposed Cost | Total Cost | Valuation (US GAAP) | Total Proceeds | (1) Total Total Value | Annual Rate Performance | of Return | Avg. Holding Period (Years) | |
|-----------------------------------|-----------------------------|-------------------|--------------------|---------------------|--------------------|-----------------------|-------------------------|--------------------|-----------------------------|-------------|
| Portfolio Co #01 (Public) | 25,000,000 | | 25,000,000 | 553,500,000 | | 553,500,000 | 528,500,000 | 22.16 | 15.47 | |
| Portfolio Co #06 (Hldg 100 Pct) | 10,000,000 | 10,000,000 | 20,000,000 | 10,000,000 | 115,000,000 | 125,000,000 | 105,000,000 | 30.15 | 6.95 | |
| Portfolio Co #11 (Exited 10x) | | 10,000,000 | 10,000,000 | | 100,000,000 | 100,000,000 | 90,000,000 | 77.76 | 4.00 | |
| Portfolio Co #04 (Exited 5x) | | 10,000,000 | 10,000,000 | | 50,000,000 | 50,000,000 | 40,000,000 | 70.91 | 3.00 | |
| Portfolio Co #05 (Hanging On) | 10,000,000 | | 10,000,000 | 50,000,000 | | 50,000,000 | 40,000,000 | 10.91 | 15.54 | |
| Portfolio Co #09 (Exited 5x) | | 10,000,000 | 10,000,000 | | 50,000,000 | 50,000,000 | 40,000,000 | 49.49 | 4.00 | |
| Portfolio Co #08 (Exited 2x) | | 10,000,000 | 10,000,000 | | 20,000,000 | 20,000,000 | 10,000,000 | 41.35 | 2.00 | |
| Portfolio Co #13 (Exited 2x) | | 10,000,000 | 10,000,000 | | 20,000,000 | 20,000,000 | 10,000,000 | 18.91 | 4.00 | |
| Portfolio Co #15 (Ready For Exit) | 10,000,000 | | 10,000,000 | 17,500,000 | | 17,500,000 | 7,500,000 | 4.97 | 11.54 | |
| Portfolio Co #03 (Exited 1.6x) | | 10,000,000 | 10,000,000 | | 16,000,000 | 16,000,000 | 6,000,000 | 16.94 | 3.00 | |
| Portfolio Co #12 (Exited 1.5x) | | 10,000,000 | 10,000,000 | | 15,000,000 | 15,000,000 | 5,000,000 | 10.66 | 4.00 | |
| Portfolio Co #10 (Reduced 25 Pct) | 20,000,000 | | 20,000,000 | 17,500,000 | 1,395,823 | 18,895,823 | (1,104,177) | (0.63) | 13.55 | |
| Portfolio Co #14 (Ex 50 Pct Loss) | | 10,000,000 | 10,000,000 | | 5,000,000 | 5,000,000 | (5,000,000) | (29.29) | 12.05 | |
| Portfolio Co #02 (Write Off) | | 10,000,000 | 10,000,000 | | | | (10,000,000) | | 16.55 | |
| Portfolio Co #07 (Write Off) | | 10,000,000 | 10,000,000 | | | | (10,000,000) | | 15.05 | |
| Total Disposed | | 75,000,000 | 110,000,000 | 185,000,000 | 648,500,000 | 392,395,823 | 1,040,895,823 | 855,895,823 | 23.90 | 8.06 |

Branded Investor Portal

Deliver 24/7 access to critical documents.

- Seamless link from your website.
- Secure login, user validation & https session.
- Access to historical fund correspondence, K-1s and quarterly reports.



AcmeCapital

Investments Summary

My List

ACTIVE INVESTMENTS

Cash Flow History:

- Commitment
- Contributions
- Distributions

Allocation by Property Type:

- Multi-Family
- Office
- Industrial
- Retail
- Other

% Occupancy:

- 123 Green Ave. 70%
- Orange Blvd. Apts. 90%
- 123 Red Street 75%
- Acme Fund II 85%

Investment Entity Property Type Status

| Property | Status | Acquisition Date | Committed Capital | Invested Capital |
|--------------------|--------------|------------------|-------------------|------------------|
| Acme Fund II | Stabilized | 4/17/22 | \$50,000 | \$50,000 |
| Orange Blvd. Apts. | Stabilized | 3/31/22 | \$50,000 | \$50,000 |
| 123 Red Street | Unstabilized | 1/12/22 | \$50,000 | \$50,000 |



Specialized experiences on everyday phones, tablets, and browsers.

Access data anytime, anywhere with Relevant's responsive web apps.

- Manage investors, assets, properties, and portfolio companies.
- Unlock insights with data visualizations.
- Keep a record with integrated note-taking.

Provide advisors with the tools they need.

- Provide access to clients' performance, calls, distributions, K-1s and quarterly reports.

Empower administrators to do it all on the go.

- Curate fund and co-investment materials.
- Launch campaigns.
- Monitor investment submissions.

